

OUT OF COURT DISPOSALS REPORT

Disposals that can be made out of court include community resolutions, simple cautions, conditional cautions, penalty notices for disorder and cannabis warnings. West Yorkshire agreed to be part of a Ministry of Justice pilot, which commenced on 24 November 2014 in Leeds, which reduced the options for out of court disposals for adult offenders to just community resolutions and conditional cautions. Youth offenders still have the full range of options open to them. The five West Yorkshire districts went live with the pilot following a staggered introduction across the force as follows:

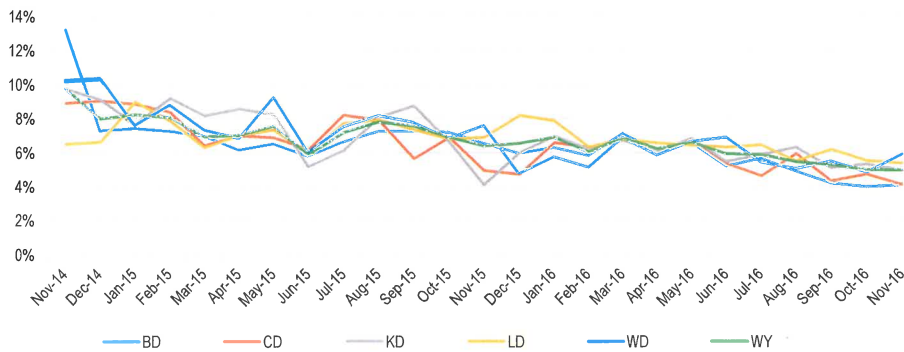
District	Date commenced pilot
Leeds	24 November 2014
Kirklees	08 December 2014
Wakefield	12 January 2015
Calderdale	26 January 2015
Bradford	09 February 2015

During the latest 3 month period (March 2016 to May 2016) there were 56,437 outcomes in West Yorkshire. These are split by District: Leeds 20,515, Kirklees 8,939, Wakefield 8,018, Calderdale 5,176, and Bradford 13,789. Where two offenders have been dealt with for one offence, the disposals for both offenders have been counted.

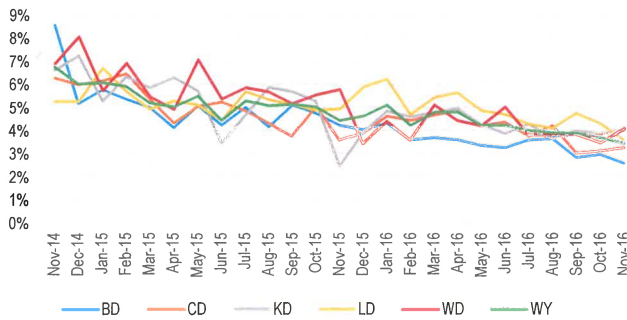
From these outcomes, the total number of OOC'D's issued in West Yorkshire was 3,680 (6.5%). These are split by District: Leeds 1,502 (7.3%), Kirklees 560 (6.3%), Wakefield 505 (6.3%), Calderdale 310 (6.0%) and Bradford 803 (5.8%).

Overview of OOC'D use over time

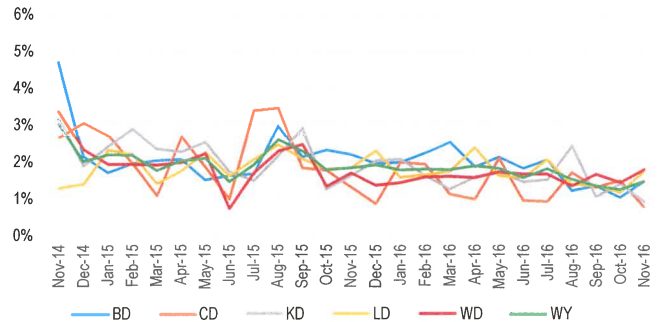
All OOC'Ds as % of total outcomes per district



Adult OOC'Ds as % of total outcomes per district



Youth OOC'Ds as % of total outcomes per district



Note: It is not possible to split all outcomes by whether the offender was adult or youth, therefore the above graphs for adult and youth OOC'Ds are as a % of all outcomes issued in each district.

OOCDs by disposal type

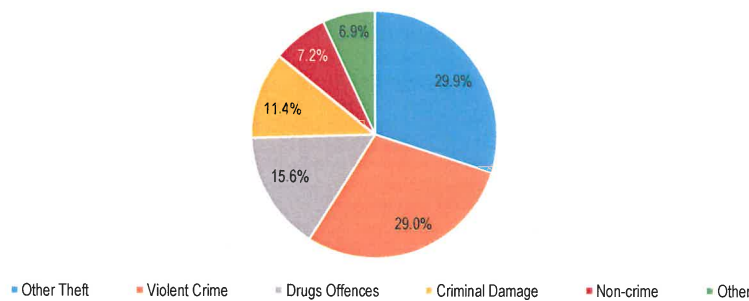
OOCD DISPOSAL TYPE BY % OF ALL ADULT OR YOUTH OOCDs						
	BD	CD	KD	LD	WD	WY
ADULT COMMUNITY RESOLUTION	67.8	52.0	66.5	66.6	48.6	63.2
ADULT CONDITIONAL CAUTION	27.7	45.7	32.3	32.1	48.6	34.7
ADULT SIMPLE CAUTION	4.3	2.3	1.2	1.2	2.1	2.0
ADULT PENALTY NOTICE FOR DISORDER	0.0	0.0	0.0	0.0	0.0	0.0
ADULT CANNABIS WARNING	0.2	0.0	0.0	0.1	0.6	0.2
Volume of adult OOCDs	447	175	427	972	333	2354
YOUTH COMMUNITY RESOLUTION	72.5	59.1	80.8	80.5	68.6	75.1
YOUTH CONDITIONAL CAUTION	18.5	34.8	13.3	11.6	31.4	18.5
YOUTH SIMPLE CAUTION	9.0	6.1	5.8	7.9	0.0	6.4
YOUTH PENALTY NOTICE FOR DISORDER	0.0	0.0	0.0	0.0	0.0	0.0
YOUTH CANNABIS WARNING	0.0	0.0	0.0	0.0	0.0	0.0
Volume of youth OOCDs	200	66	120	328	140	854

Note: the table shows each OOCD type in each district as a proportion of OOCDs issued in that district

Note: HMIC has previously identified that it is good practice for community resolutions to be issued for drugs offences rather than a cannabis warning

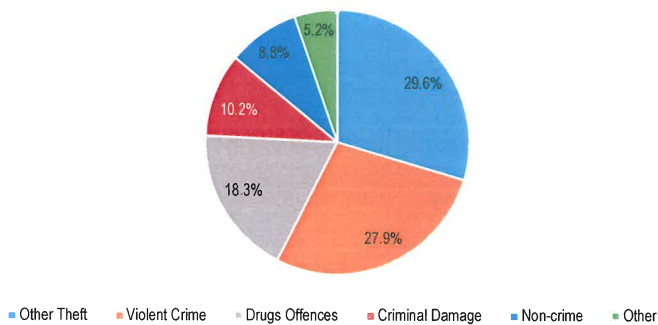
OOCD Use for different offences

% of OOCDs by offence type



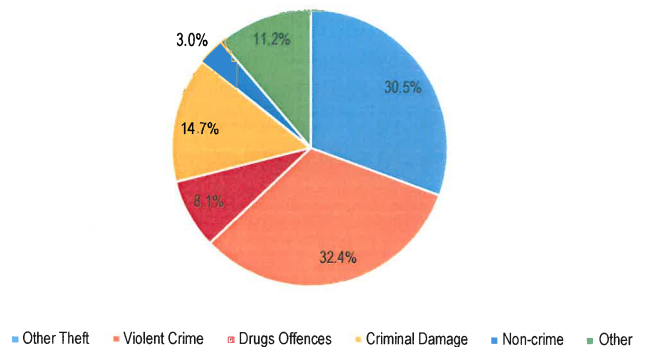
Note: 'Other' includes Other Crime (2.3%), Fraud & Forgery (1.0%), Sexual Offences (0.6%), Burglary Elsewhere (0.7%), Theft of Motor Vehicle (0.7%), Burglary Dwelling (1.0%), Handling (0.0%), Theft from Motor Vehicle (0.2%) and Robbery (0.3%).

% of Adult OOCDs by offence type



Note: 'Other' includes Other Crime (2.1%), Fraud & Forgery (1.2%), Sexual Offences (0.5%), Burglary Elsewhere (0.4%), Theft of Motor Vehicle (0.5%), Burglary Dwelling (0.3%), Handling (0.0%), Theft from Motor Vehicle (0.1%) and Robbery (0.2%).

% of Youth OOCDs by offence type



Note: 'Other' includes Other Crime (2.7%), Fraud & Forgery (0.5%), Sexual Offences (0.8%), Burglary Elsewhere (1.8%), Theft of Motor Vehicle (1.4%), Burglary Dwelling (2.8%), Handling (0.0%), Theft from Motor Vehicle (0.6%) and Robbery (0.7%).

Note: Non-crime includes offences such as drunk and disorderly, obstruct/resist a constable, cause wasteful employment of police, public electronic communication network offences, vagrancy in enclosed premises, dog control offences, poaching